



Dressage Rule Book

Chapter DR1 – General

DR100 Helmets

DR101 Dress/Attire

DR102 Tack

DR103 Introductory Level Dressage

DR104 Tests Offered

DR105 Entries

DR106 Limited Number of Rides

DR107 Ride Times

DR108 Points

DR109 Execution of Tests

DR110 Horse Sharing

DR111 Cross Entering

Chapter DR2 – Eligibility

DR112 Dressage Eligibility

DR113 Inability to Move Up Divisions

For rules not covered as part of the IEL rulebook, IEL uses USEF Dressage Rules as guidance. Such use of USEF rules as guidance does not include access to the USEF's regulatory process, per USEF GR204.3 and GR204.4.



Dressage Rule Book

Chapter DR1 – General

DR100 Helmets

All exhibitors are required to wear properly fastened protective headgear which meets or exceeds ASTM/SEI standards while mounted anywhere on the competition grounds. It must be properly fitted with harness secured. Any rider violating this rule at any time must immediately be prohibited from further riding until such headgear is properly in place.

DR101 Dress/Attire

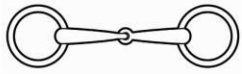
The dress code for all Dressage tests and classes through Fourth Level is a short riding coat of conservative color, with tie, choker or stock tie, white or light-colored breeches or jodhpurs, boots or jodhpur boots, and protective headgear as defined in USEF DR120.5 and in compliance with USEF GR801. A cutaway coat (modified tailcoat) with short tails is permitted. Half chaps, gaiters and/or leggings are not allowed. Gloves of conservative color are recommended. Exception: Riders through First Level may wear half-chaps, gaiters or leggings in solid black or brown, without fringe, matching the color of their boots, and made of smooth leather or leather-like material.

DR102 Tack

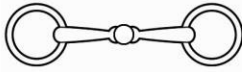
1. IEL closely follows the USEF rules regarding tack for dressage at all levels. Please consult the USEF Dressage Rule book (USEF DR120) for rules about acceptable tack and bits. The rules regarding the use of double bridles in third and fourth level tests are also closely followed.
2. USEF-121.A Permitted Snaffles

(Bits pictured and described below are required for all tests and classes at Second Level and below and optional in Third and Fourth Level Tests.)

Snaffle bits must be smooth with a solid surface. Twisted and wire bits are prohibited. A mouthpiece with more than one rolling part is prohibited. Bits may be made with a rubber or plastic covering, but the bit may not be modified by adding latex or other material. Bits with mouthpieces made of synthetic material are permitted, provided that the contours of the bit conform to the contours of one of the bits pictured above. Flexible rubber or synthetic mouthpieces are permitted. A double jointed bit or snaffle with rotating mouthpiece may be shaped to allow tongue relief. The maximum height of the deviation is 30mm from the lower part of tongue side to the highest part of the deviation. The widest part of the deviation must be where the mouthpiece contacts the tongue and must have a minimum width of 30 mm. The mouthpiece of a jointed or unjointed snaffle may be shaped in a slight curve within the dimensions specified above, but other ported snaffles are prohibited. The mouth piece of a snaffle may have up to two joints. A bushing or coupling is permitted as the center link in a double jointed snaffle, however, the surface of the center piece must be solid with no moveable parts, except as pictured above. The center link may be tilted in a different orientation from the mouthpiece but must have rounded edges. The diameter of the snaffle mouthpiece must be minimum 10 mm diameter at rings or cheeks of the mouthpiece (exception: for ponies, the diameter may be less than 10 mm). Any bit combining a mouthpiece with any cheekpiece pictured above is permitted. The type of bit should not vary from those pictured above except where specified, and bits should be attached only as pictured in diagram. A cavesson, dropped, crossed or flash noseband is allowed when a snaffle bridle is used in warmup or competition, except as prohibited for some tests.



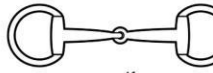
1




2b



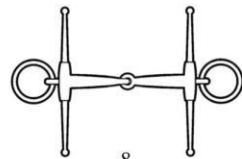
3



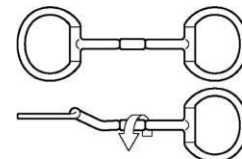
4b



6




8



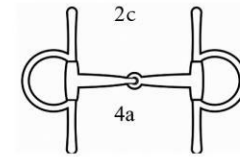
10



2a



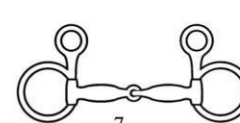
2c




4a



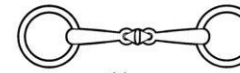
5



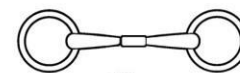
7



9



11



12

1. Ordinary snaffle with single-jointed mouthpiece.
2. (a, b, c) Double-jointed snaffles.
3. Racing snaffle (D-ring).
4. Snaffle.
 - a) with cheeks, with or without keepers.
 - b) without cheeks (Egg-butt).
5. Snaffle with upper or lower cheeks.
6. Unjointed snaffle (Mullen - mouth).
7. Snaffle with cheeks. (Hanging or drop cheek; Baucher). This may be a D-ring or other ordinary snaffle as pictured in Nos. 1-6.
8. Fulmer.
9. French snaffle.
10. Snaffle with rotating mouthpiece (Myler Level 1 and Level 2).
11. Snaffle with rotating middle piece.
12. Happy Mouth with roller.



Dressage Rule Book

DR103 Introductory Level Dressage

For riders new to dressage USDF Introductory Level Tests A, B, and C will be offered. While ribbons will be awarded in these classes, no points will be awarded to the rider or the rider's school. Any rider that earns a score of 65% or above will be assigned to an appropriate dressage division by show management for the purpose of entering dressage classes at subsequent IEL shows.

DR104 Tests Offered

IEL offers the following tests:

Class 141 – Training Level Test 1

Class 142 – Training Level Test 2

Class 143 – Training Level Test 3

Class 241 – First Level Test 1

Class 242 – First Level Test 2

Class 243 – First Level Test 3

Class 341 – Second Level Test 1

Class 342 – Second Level Test 2

Class 343 – Second Level Test 3

Class 441 – Third Level Test 1

Class 442 – Third Level Test 2

Class 443 – Third Level Test 3

Class 444 – Fourth Level Test 1

Class 445 – Fourth Level Test 2

Class 446 – Fourth Level Test 3

DR105 Entries

All riders must be pre-entered (one horse per rider) before the Forms Due Date. See General Rule Book for deadlines. Class fees are non-refundable.

DR106 Limited Number of Rides

The total number of dressage rides is limited to no more than 120 per show, unless additional tests can reasonably be scheduled by management.

A rider may enter a maximum of two (2) dressage classes per show.

DR107 Ride Times

1. Ride times will be generated by the dressage show secretary and will be made public approximately 5 days before the show.
2. Priority in assigning rides will be given first to those riders competing in dressage and flat equitation only; second priority will be given to riders in jumper and flat equitation classes only; should any times be available thereafter, those riders competing in hunter and equitation classes will be assigned rides. In the event there are more



Dressage Rule Book

requests for rides than time slots available, priority will be determined by the time stamp on each entry.

3. Riders are expected to be ready to go in to the arena at their designated ride time. A rider may volunteer to go ahead of their ride time if there is a gap in the ride times, however a rider cannot be made to go before their ride time.
4. **It is the rider's responsibility to arrive at the arena on time.**
5. **If a rider misses their dressage time, they will be eliminated from the class and will not receive a refund.**

DR108 Points

1. Points accrued in dressage will count towards year-end awards such as high point overall school and individual awards. The points will be broken down systematically so that they may cross over to be combined with hunter/jumper points in an orderly manner. The points will break down as follows: Training Level Tests will count towards Novice school and individual awards.

First Level Tests will count towards Freshman school and individual awards.

Second Level Tests will count towards Junior Varsity school and individual awards.

Third Level Tests and Fourth Level Tests will count towards Varsity school and individual awards.

2. Dressage classes shall be pinned according to the scores earned in the class. However, points for dressage classes shall only be awarded to riders (and their schools) whose score is 50% or better.
3. The top two rider scores per class will count towards the overall team score.

DR109 Execution of Tests

1. All trot to be rising unless specified sitting.
2. Tests may be called, but no coaching is allowed.
3. The rider's use of voice is a 2-point deduction for each occurrence.
4. Going off course constitutes a 2-point deduction the first time, 4-point deduction the second time, and elimination the third time.
5. Errors of the test such as rising instead of sitting the trot or saluting with the reins in both hands will be penalized as an error off course.
6. A test begins with the entry at "A" and ends after final salute.
7. **A competitor who does not enter the arena within forty-five seconds after the entry bell is rung shall be eliminated.**



Dressage Rule Book

8. No competitor can be required to ride prior to the scheduled time. The assigned ride time is the time the rider is expected to enter the arena. It is the rider's responsibility to arrive at the arena on time.
9. Dressage times shall take precedence over jumping classes. Every effort will be made to prevent conflicts in classes.
10. **If the rider misses his/her dressage time, he/she will be eliminated from the class and will not receive a refund.**

DR110 Horse Sharing

1. Each show has four (4) divisions: Varsity, Junior Varsity, Freshman, and Novice. A given horse may enter only one division at a given show. Exception: In an appropriate situation, and only with the prior permission of the IEL Board, a given horse may be shown by a second rider for a max of two (2) additional dressage classes
2. Horses are limited to a maximum of two Dressage rides/classes per day with any one rider. In the case of Dressage ONLY riders, horses who are being shared by two riders with permission of the IEL Board, may not compete in more than four (4) classes combined. Any such classes must be in adjacent divisions, i.e. Novice/ Freshman, Freshman/Junior Varsity, Junior Varsity/ Varsity (see chart below). Riders of horses in non-compliance shall forfeit any points, ribbons, and/or trophies won in such class(es).

| | | | | |
|------------------|-------------------------------|-------------------------------|-------------------------------|-------------------------------|
| Intro (A, B, C) | | | | |
| Training 1, 2, 3 | Training 1, 2, 3 | | | |
| | 1 st Level 1, 2, 3 | 1 st Level 1, 2, 3 | | |
| | | 2 nd Level 1, 2, 3 | 2 nd Level 1, 2, 3 | |
| | | | 3 rd Level 1, 2, 3 | 3 rd Level 1, 2, 3 |
| | | | | |

DR111 Cross Entering

A rider may enter one or two dressage classes in any given division and in a manner consistent with these rules. A rider may also enter (with the same or with a different horse) one or more hunter/jumper classes in a different division.



Dressage Rule Book

Chapter DR2 – Eligibility

DR112 Dressage Eligibility

There are no eligibility rules pertaining to IEL dressage.

DR113 Inability to Move Up Divisions

There shall be four (4) dressage divisions at every show (Novice, Freshman, JV, and Varsity). A rider may compete in only one (1) Dressage division at any given show. Any rider who has won the IEL year-end overall division championship in any division is not eligible for further individual points in that division. If a rider is unable to move up to the next division as required, the rider may still compete for ribbons, but will be ineligible to receive individual or school points.